



## Frequently Asked Questions (FAQ)

### About Keyboard Companion:

- What is *Keyboard Companion*?  
*Keyboard Companion* for Petrel provides the user with focused guidance and advice about Petrel processes, workflows and best practices. The application has been developed by incorporating SCM's core Petrel training materials into a web-based Petrel user support tool.
- What version of Petrel does this support?  
[Petrel 2010](#)

### Petrel Users:

- Is *Keyboard Companion* for a user who has never used Petrel before?  
While a new user can retrieve a lot of information about Petrel from *Keyboard Companion*, he/she needs to know a little about Petrel; what the Interface looks like, what Processes are, etc. in order to navigate around the application.

### Getting Started:

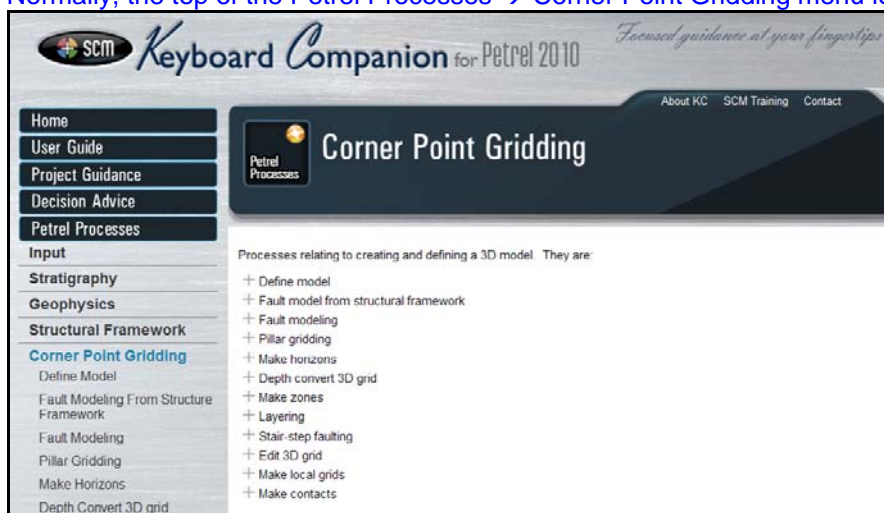
- What is the best way to get started in *Keyboard Companion*?  
The keyboard is divided into sections with the rows of keys being the sections. The top large row contains information about Petrel utilities. The next four rows have information about SCM's Best Practices in the areas with the sections discussing Wells, Seismic, Structure and Modeling. The bottom row directs the user to general areas which are then broken down into details.

For a newer user, good places to start are the *Quick Start* and *SCM Workflows* buttons in the lower-right area of the keyboard. For more experienced users, start in your area of interest; either one of the general areas at the bottom, the utilities at the top or any of the Best practices in the center four rows.

### Viewing in Internet Explorer:

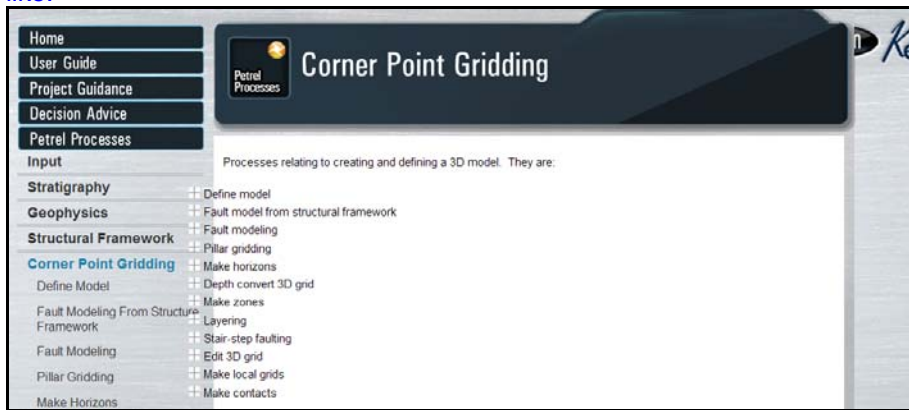
- Using Internet Explorer to view *Keyboard Companion* can sometimes cause a problem if "Compatibility View" is turned on.

Normally, the top of the Petrel Processes → Corner Point Gridding menu looks like:

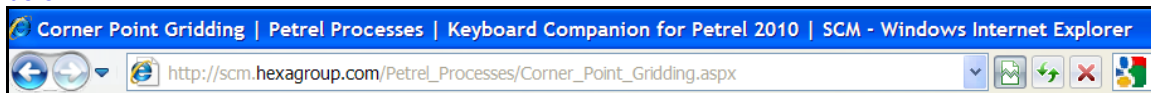




Internet Explorer has what is called “Compatibility View”. If this is activated (turned on), the above window looks like:



This, obviously, is not good. Make sure “Compatibility View” is NOT activated. A button near the top of the Internet Explorer window controls this view. The “Compatibility View” control button is usually located as shown below:



Make sure this is turned off.